



1



### Generator Preparation

- Position the generator outside, following the manufacturer's recommendations.
- Connect the generator cord to the generator inlet and the generator.
- Start the generator and allow it to warm up.


2



### Breakers/Interlock

- Turn off all high load breakers (ex. electric stove, cooktop, oven, dryer, a/c if you are not using a soft start).
- Turn off main breaker.
- Move interlock to block main breaker and turn on generator breaker.

3



### After Power Restoration

- Reverse the order of the instructions above to connect to utility power.

4



### Reminders

- Ensure the generator is the proper distance from your home before starting. Never place a portable generator indoors, near windows, doors, or any openings where gas could enter and cause dangerous carbon monoxide buildup.
- Check the meter to see if power is restored: a blank meter means power is still out, while digital numbers indicate it's back.

FYI

Inlet



Interlock



Generator Cord



Manual Transfer Switch Subpanel



Meter

